




## Product certificate Homocysteine

**Product name** Control Homocysteine

Level	Product code	Colour cap
Low	HOM-01.1	Green
Medium	HOM-01.2	Blue
High	HOM-01.3	Red

**Date of issue** 13 November 2024

Level	Batch number	Exp. date stored at +2°C to +8°C
Low	<b>LOT</b> 2023.0471	 <b>2028-05</b>
Medium	<b>LOT</b> 2023.0472	 <b>2028-05</b>
High	<b>LOT</b> 2023.0473	 <b>2028-05</b>

**Reconstitution volume** 1.0 mL

Level	Homocysteine (µmol/L)
Low	16.8
Medium	35.1
High	53.6

# Control Homocysteine

---

## Intended purpose

Check-up of methods for the assay of homocysteine in serum/plasma.

## Contents

Lyophilized human serum.

## Value Assignment

The assigned value is the consensus value as found in the SKML survey.

## Storage and stability

The product in lyophilized form is stable for 5 years when stored at +2°C to +8°C. Expiration dates are found on the enclosed product certificate.

The stability of the reconstituted product is 48 hours when handled appropriately: pure water, replacement of stopper and storage at 2-8°C in the dark.

## Instructions for use

- a. Remove cap and stopper
- b. Add 1.0 mL aqua destillata
- c. Replace stopper
- d. Let stand for 15 minutes at room temperature
- e. Mix carefully during 20 minutes at room temperature
- f. Process product as patient sample

## Precautions and warnings

1. For *in vitro* diagnostic use only.
2. Tested and found negative for Hepatitis B Surface Antigen (HbsAg), antibody to hepatitis C (HCV), antibody to HIV and HIV antigen.
3. This product should be handled as potentially infectious material. Outdated and left-over material should be discarded as potentially infectious material, according to the procedures in your institute.

## References

1. Spaanen LJM, Waterval WAH, Bakker JA, Luijckx GJ, Vles JSH. Detectie van hyperhomocysteïnemie bij vroegtijdige cerebrovasculaire ziekte. Tijdschr. NVKC 1992; 17: 194-9.